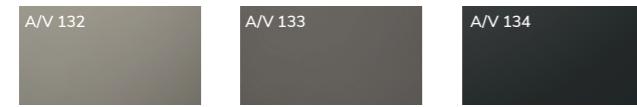


INNOVATIONS 2024

DOOR STYLE FINISHES


AV 3090 + ART PG 5 Polymer glass



Metallic sand grey effect Metallic stone grey effect Metallic carbon effect

AV 6086 + ART PG 6 Real wood veneer brushed

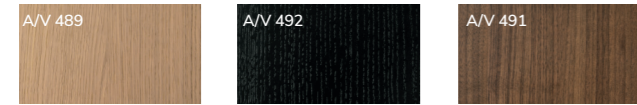
AV 6080 PG 8 → AV 6086 PG 6



Elegant oak Black oak Elegant walnut

AV 6088 + ART PG 6 Real wood veneer brushed


AV 6082 PG 8 → AV 6088 PG 6



Elegant oak Black oak Elegant walnut

AV 7070 + ART PG 8 Metallic lacquer smoothed shiny

AV 7070 PG 9 → AV 7070 PG 8



Industrial steel



AV 3090-GL



Metallic sand grey

AV 3090-GL



Metallic stone grey

IMPRESSIVE, METALLIC AND VELVETY

Metallic look, sensual feel. The fronts in metallic stone grey and metallic sand grey perfectly match each other and create a beautiful contrast to the light wooden floor. The polymer glass surfaces feel pleasantly velvety and soft, being particularly easy to clean and yet robust in daily use. Kitchen living space reinterpreted.



HANDLES

Designed for secure grip - equipped with that special something. Modern handles impress with their functionality and a beautiful look.



379
Metal stainless steel col.



466
Metal bronze col.



526
Metal bronze col.



564
Metal stainless steel col.



777
Crystal white matt

1 3/16" | 30 mm

1 1/8" | 28 mm

1 3/8" | 35 mm

1 3/16" | 30 mm

11/16" | 17 mm

5 1/16" | 128 mm

7 9/16" | 192 mm

6 5/16" | 160 mm

6 5/16" | 160 mm

CHANNEL HANDLE FOR systematART

Understated and simply beautiful - that is the desired effect of handleless kitchens.


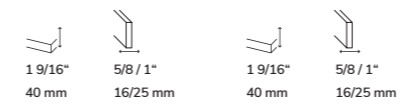


323 BRONZE COL. BRUSHED


COUNTERTOPS



WOOD EFFECT




Torino oak effect




Venezia oak effect

STONE EFFECT




Green marble effect



Limestone effect

CERAMIC



Silk Blanco naturale

NEW SURROUNDING FINISH GROUP ULM AND ULG (UV LACQUERED SURROUNDING)

The surrounding finish group LMD and LD will be discontinued for plain colors. Therefore we are adding ULM (matt) and ULG (glossy) for side panels, cover shelves, recess panels, shelves, toe-kick panels, etc in 3/8" | 10mm, 5/8" | 16mm and 1" | 25mm.

Please note: Visible box sides are excluded from this change.


UV SATIN LACQUER




590 polar white
UV satin lacquer



591 crystal white
UV satin lacquer



592 white
UV satin lacquer



593 crema-magnolie
UV satin lacquer



594 taupe
UV satin lacquer



595 cashmere
UV satin lacquer



596 pearl grey
UV satin lacquer



597 graphite
UV satin lacquer



598 black
UV satin lacquer



599 lightgrey
UV satin lacquer

UV HIGH GLOSS LACQUER



610 polar white
UV high gloss lacquer




611 crystal white
UV high gloss lacquer



612 white
UV high gloss lacquer




613 crema-magnolie
UV high gloss lacquer



614 taupe
UV high gloss lacquer




615 cashmere
UV high gloss lacquer



616 pearl grey
UV high gloss lacquer

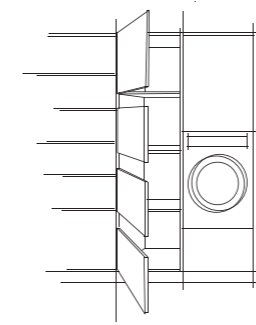


617 graphite
UV high gloss lacquer



618 lightgrey
UV high gloss lacquer

TALL CABINETS FOR LAUNDRY AND WARDROBE AREAS

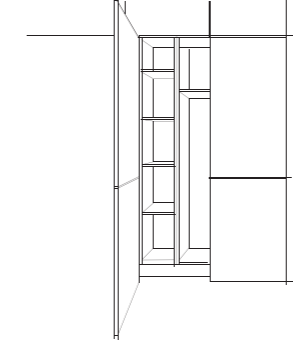


TALL UNIT FOR SORTING
LAUNDRY
3 DROP-IN OPENINGS

↔ 23 5/8" | 60 cm

↕ 76 3/4" | 81 7/8" | 87"
195 cm | 208 cm | 221 cm

↙ 22 1/16" | 56 cm

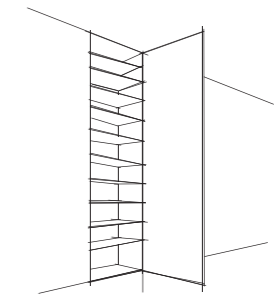


TALL UNIT WITH
ORDER SYSTEM

↔ 23 5/8" | 60 cm

↕ 76 3/4" | 81 7/8" | 87"
195 cm | 208 cm | 221 cm

↙ 22 1/16" | 56 cm

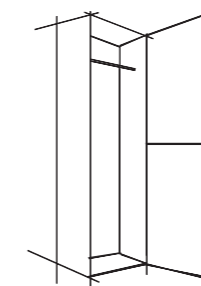


TALL UNIT FOR SHOES

↔ 19 11/16" | 23 5/8"
50 cm | 60 cm

↕ 76 3/4" | 81 7/8" | 87"
195 cm | 208 cm | 221 cm

↙ 22 1/16" | 13 3/4"
56 cm | 35 cm

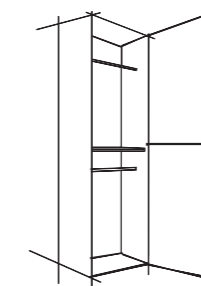


WARDROBE
1 COAT RAIL STAINLESS STEEL

↔ 19 11/16" | 23 5/8"
50 cm | 60 cm

↕ 76 3/4" | 81 7/8"
195 cm | 208 cm

↙ 22 1/16" | 56 cm



WARDROBE
2 COAT RAILS STAINLESS
STEEL

↔ 19 11/16" | 23 5/8"
50 cm | 60 cm

↕ 76 3/4" | 81 7/8"
195 cm | 208 cm

↙ 22 1/16" | 56 cm

E.G. THE TALL UNIT FOR SORTING LAUNDRY

The laundry basket (HWK60) can be ordered as an extra item.



LAUNDRY BASKET

↔ 19 3/4" | 50,2 cm

↑↓ 12" | 30,4 cm

↙↘ 18 3/16" | 46,2 cm



OPEN SHELVES FOR WARDROBES

61 7/16" | 156 cm + 66 9/16" | 169 cm carcass height



The open shelves are 23 5/8" | 60 cm or 35 7/16" | 90 cm wide and are available in carcass depths of 14 11/16" | 37.3 cm and 22 15/16" | 58.3 cm. In combination with 15 3/8" | 39 cm high base units, the tall unit height of 76 3/4" | 195 cm or 81 7/8" | 208 cm can be achieved.

The top compartments are always fixed and not adjustable. Adding lighting for the shelves is possible.

The units are planned flush with the front. The open shelves in depth 22 15/16" | 58.3 cm include a coat rail, the 14 11/16" | 37.3 cm deep units include coat hooks.

WARDROBES

Ten preconfigured wardrobe options offer additional storage space in the mud room and hallway. Store your coat, gloves, scarves, hats or other things in style. Wardrobes impress with minimalist design, the best workmanship and the greatest possible color range to match the kitchen front on request.



SET 1

↔ 48 11/16" | 123,6 cm

↕ 77 3/8" | 196,6 cm

↙ 22 15/16" | 58,3 cm



SET 2

↔ 59 1/16" | 150 cm

↕ 76 3/4" | 195 cm

↙ 22 1/16" | 56 cm



SET 3

↔ 63" | 160 cm

↕ 76 3/4" | 195 cm

↙ 14 11/16" | 37,3 cm



SET 4

↔ 60 1/2" | 153,6 cm

↕ 77 3/8" | 196,6 cm

↙ 22 15/16" | 58,3 cm



SET 5

↔ 74 3/4" | 190 cm

↕ 76 3/4" | 195 cm

↙ 22 15/16" | 58,3 cm



SET 6

↔ 48 1/2" | 123,2 cm

↕ 92 1/8" | 234 cm

↙ 22 15/16" | 58,3 cm



SET 7

↔ 59 1/16" | 150 cm

↕ 92 1/8" | 234 cm

↙ 22 1/16" | 56 cm



SET 8

↔ 60 5/16" | 153,2 cm

↕ 92 1/8" | 234 cm

↙ 22 15/16" | 58,3 cm



SET 9

↔ 86 3/4" | 220,4 cm

↕ 82 1/2" | 209,6 cm

↙ 19" | 48,3 cm



SET 10

↔ 94 1/2" | 240 cm



↕ 81 7/8" | 208 cm

↙ 22 15/16" | 58,3 cm

LOWBOARDS

Exclusively designed for carefree television enjoyment. The ten preconfigured lowboard options have been designed with a minimal visual presence to guarantee a clear view of the screen. Cables, connections and adapters can be completely concealed behind the rear panels. For all those for whom „less is more“ is not just a statement.

SET 1

 122 3/4" / 311,8 cm
  14 3/4" / 37,3 cm



PLINTH PEDESTAL FOOT

Material: synthetic, black

 2" / 5 cm
  7/8" / 2,3 cm

adjustable area + 1/4" | 8 mm





SET 2

 118 1/8" / 300 cm
  14 3/4" / 37,3 cm



SET 3

 126 11/16" / 321,8 cm
  14 3/4" / 37,3 cm



SET 4

 139 1/4" / 353,6 cm
  14 3/4" / 37,3 cm





SET 5

 143 1/8" / 363,6 cm
  14 3/4" / 37,3 cm



SET 6

 125 7/16" / 318,6 cm
  14 3/4" / 37,3 cm





SET 7

 125 7/16" / 318,6 cm
  19" / 48,3 cm




SET 8

 137 1/4" / 348,6 cm
  14 3/4" / 37,3 cm



SET 9

 133 7/8" / 340 cm
  14 3/4" / 37,3 cm



SET 10

 111 5/8" / 283,6 cm
  14 3/4" / 37,3 cm

SIDEBOARDS

As sturdy as they come. Clear structures paired with visual lightness – the six pre-configured sideboard options offer ideal storage space and let special decorative items truly shine.

Modern living companions in simple designs that can be integrated into any living environment to save space.



SET 1

↔ 72 1/4" 183,6 cm
 ↕ 16 5/8" 42,2 cm
 ↗ 14 3/4" 37,3 cm



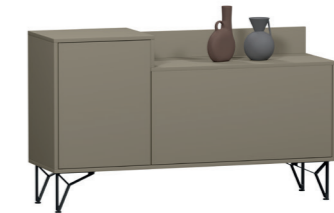
SET 2

↔ 72 1/4" 183,6 cm
 ↕ 21 3/4" 55,2 cm
 ↗ 14 3/4" 37,3 cm



SET 3

↔ 64 3/8" 163,6 cm
 ↕ 37 1/8" 94,2 cm
 ↗ 14 3/4" 37,3 cm



SET 4

↔ 48 5/8" 123,6 cm
 ↕ 21 3/4" 55,2 cm
 ↗ 14 3/4" 37,3 cm



SET 5

↔ 40 3/4" 103,6 cm
 ↕ 57 1/2" 146,2 cm
 ↗ 14 3/4" 37,3 cm



SET 6

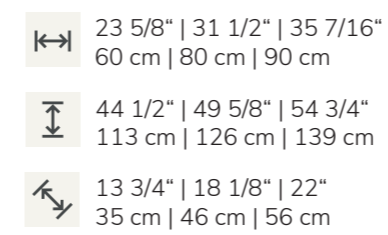
↔ 54 9/16" 138,6 cm
 ↕ 37 1/8" 94,2 cm
 ↗ 14 3/4" 37,3 cm

METAL SHELF CUBE

The metal shelf cube with black metal frame captivates with its timeless design and a back panel interior tailored to your color preference. A contemporary, modular decor item that enables a flowing transition from the kitchen to the living area and allows for endless combinations.



COUNTERTOP WALL UNITS WITH BI-FOLD DOORS



METAL FRAME DOOR WITH GROOVED GLASS

Available in frame width 2" | 50mm (68) and 3/4" | 20mm (69).



QANTO - BLACK ANODISED

- for corners with planning size 25 5/8" x 25 5/8" | 65 x 65 cm
- 1 housing with trays which moves electrically
- trays in laminate with LED lighting



- ↔ 25 5/8" x 25 5/8"
65 x 65 cm
- ↑↓ 30 11/16"
78 cm
- ↙↘ 22"
56 cm

ILLUMINATED CHANNEL HANDLE – L- AND C-PROFILE

It's the atmosphere that matters. In addition to the LED lighting of the L-profile under the countertop, it is also possible to equip the lower channel handle - the C-profile - with modern LED strip lighting. The light temperature can be individually adjusted from neutral white to warm white to cool white.

Available from January 2024.



LINEAR LIGHTING




Extension of the framed door options for wall and base units with linear lighting.

FRAMED DOOR



1-piece



4-piece



Accent glass door

BASE UNITS WITH BAG FOR RECYCLABLE MATERIAL

↔ 11 3/4" | 19 3/4" | 23 5/8"
 30 cm | 50 cm | 60 cm
 ↑↓ 30 3/4"
 78 cm



BAG FOR RECYCLABLE MATERIAL

- for drawers 22" | 56 cm deep with continuous pull-out front
- can be placed loose
- dark grey
- WST1: 1 bag for recyclable material for pull-outs
11 13/16"-17 11/16" | 30-45 cm
- WST2: 2 bags for recyclable material for pull-outs
19 11/16"+ 23 5/8" | 50+60 cm

↔ 8 5/8" | 22 cm
↑↓ 17 3/8" | 44 cm
↙↘ 17 11/16" | 45 cm



LINERO EASYLINE (1 1/16" | 2.8 cm high)

In our pursuit to always develop our product offering, we are introducing a new and improved Linero system - Linero EasyLine. The new accessory rail is slimmer and therefore perfect for a modern kitchen. The choices of Linero accessories you already know will remain the same but we are now offering an upgraded version of those accessories.



Linero EasyLine-railing
stainless steel col.
black

↑↓ 1 1/8" | 2,8 cm
↙↘ 3/4" | 2 cm



Universal shelf
60 grey
55 black



Knife holder
60 grey
55 black



Storage tin set
60 grey
55 black



Paper roll holder
60 grey
55 black



Towel holder
60 grey
55 black




Rail for 6 hooks
60 grey
55 black




Double hook
60 grey
55 black

INTERMEDIATE SHELVES FOR TALL UNITS




 11 13/16" | 23 5/8"
 30 cm | 60 cm

 20 1/2" | 25 5/8" | 30 11/16"
 52 cm | 65 cm | 78 cm

TEA TOWEL HOLDER FOR HANDLELESS KITCHENS

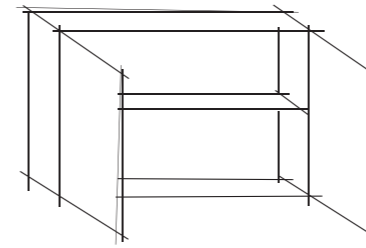


- for door thickness
11/16"-13/16" | 18.5-20.5 mm
- HA10: black matt
- HA20: stainless steel col. brushed

 12 5/8" | 32 cm


WALL UNITS AND TOP BOXES

systemat

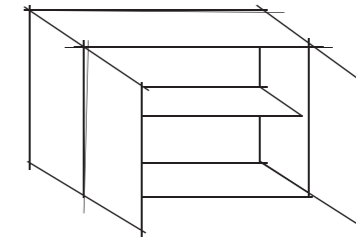


WALL UNIT OI763902 WITH 2 DOORS

 30" | 76.2 cm


 15 3/8" | 39 cm

 13 3/4" | 35 cm



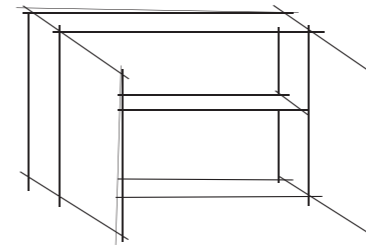
UPPER WALL UNIT AKI763901 WITH 2 DOORS

 30" | 76.2 cm

 15 3/8" | 39 cm


 24" | 61 cm

systematART

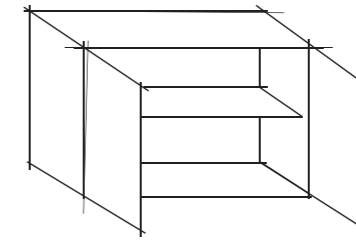


WALL UNIT VOI763902 WITH 2 DOORS

 30" | 76.2 cm


 15 3/8" | 39 cm

 13 3/4" | 35 cm



UPPER WALL UNIT VAKI763902 WITH 2 DOORS

 30" | 76.2 cm

 15 3/8" | 39 cm

 24" | 61 cm

MOUNTING BRACKETS FOR FLOATING BASE UNITS
FOR CARCASE DEPTH 13 3/4" | 350 MM



MP-SWA

HARDWARE FOR TOE-KICK PANELS



- SO16S | Toe-kick edge profile
27 9/16" | 700mm long for
dishwasher in black
- EK19S / EK30S | Toe-kick panel
corner caps in black
- Z464S | Toe-kick fixing clips in black

TOE-KICK EDGE ALUMINIUM

with metal edge and mitred cut



STAINLESS STEEL COL.





BLACK


MOVEABLE COUNTERTOPS

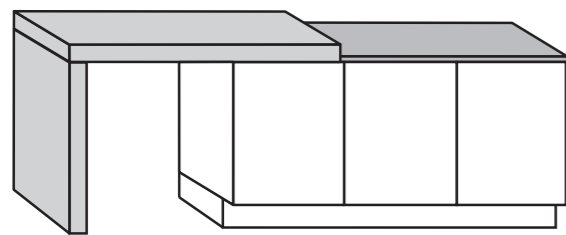


FLYING BRIDGE


 max. 106 5/16^{**1} | 118 1/8^{**2}
 270 cm^{*1} | max. 300 cm^{*2}


 2"+1" | 3 1/8"+1"
 5+2,5 cm | 8+2,5 cm


 42 1/8"-46 1/16"
 107-117 cm

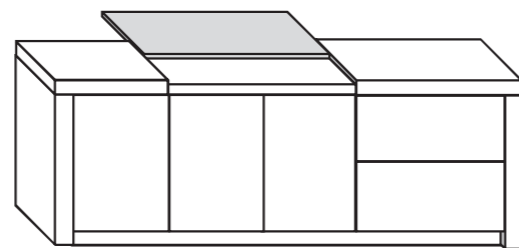


SILENT MOVE


 max. 106 5/16^{**1} | 118 1/8^{**2}
 max. 270 cm^{*1} | max. 300 cm^{*2}


 3 9/16" | 9 cm


 37 3/4"-43 3/4" | 44 1/8"-52"
 96-111 cm | 112-132 cm



MOVING TABLE

 max. 106 5/16^{**1} | 118 1/8^{**2}
 max. 270 cm^{*1} | max. 300 cm^{*2}



 1" | 2,5 cm

 42 1/8"-46 1/16"
 107-117 cm

^{**1} Natural stone
^{**2} Ceramic

RECESS BACK PANELS WITH PICTURE PRINT

5/8" | 1.6 cm material thickness




547 CUBE AMARANTH | GLASS 624

550 CUBE OLIVE GREEN | GLASS 625


552 CUBE GREIGE | GLASS 626

DECORATIVE RECESS BACK PANEL

5/8" | 1.6 cm material thickness



602 OVAR BLACK



609 VALEGA BLACK

NEW RENDERING




AV 7030



Black-star

NCS

AV 6000



NCS S6020-R90B

A PERFECT MATCH: MODERN ARCHITECTURE AND SOPHISTICATED KITCHEN DESIGN

A picture-perfect kitchen – casual and highly appealing. Black-star stone veneer and the warm blue of the kitchen island fronts harmonize with graphite-colored handles and black countertops. The storage space behind the kitchen is ideal for preparations and stowing kitchen utensils. This is what optimal use of space looks like at its best.



NEW RENDERING



AV 5045



Greige

AV 8000-GL



Calacatta

RAL

AV 6000



RAL 7002
Olive grey

ENJOY TIMELESS SHAPES AND COLORS

Feel the excitement of the harmonious combination of the greige framed front with the elegant marbled Calacatta ceramic front. The tall cabinets with the centrally integrated oven also stand out. They visually separate the kitchen from the living area while allowing communication with the adjacent living environment.



NEW RENDERING



AV 6000-GL



Eucalyptus

AV 6000-GL



Black

A STYLISH CONNECTION

Design and architecture go hand in hand. Not just a trend – the focus is on quality and functionality. The kitchen furniture dominates the room and shows discreet, clear lines. The color scheme of black and eucalyptus further enhances the purist look and is also consistently implemented in the adjacent utility room.




NEW RENDERING



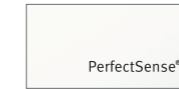
NCS

AV 6000



NCS S 4040-Y50R

AV 2135




Crystal white

A NEW TAKE ON THE MEDITERRANEAN LIFESTYLE

A bold color palette. It sets a cheerful mood, leads the sun's rays into the house and creates a Mediterranean atmosphere. A finely yet clearly crafted kitchen reinterpretation – the black handle and the white kitchen island provide the necessary structure. Functional, well-thought-out details paired with timeless and homely design – a kitchen that invites to cooking right away.





www.hackerkitchens.us